



TROY Security Printers

HP Authorized • TROY Enhanced



Security printers have been designed to help safeguard paper stock, providing only authorized personnel with access. When printers are located in open office areas where multiple individuals have access to them, patients, customers, or coworkers can easily walk away with high value paper stock or printed documents. Without proper controls, you may never know that you have been a victim of paper theft.

Storing important documents such as checks, diplomas, and titles in printer paper trays can expose businesses and schools to the mishandling of their valuable documents. For schools, even blank paper loss can be costly. On average, there is a 16% discrepancy between paper supplies used and print page counters, indicating that paper is being removed from printers before the print process occurs. At this rate, a college with 16,000 students could lose upwards of \$20,000 a year in computer labs alone.*

*16% is based on a survey of ten (10) four year colleges throughout the United States. \$20,000 is based on 16,000 students printing 800 pages per year with a paper cost of \$.01 per page.

Benefits

Safeguard High-Value Paper Stock

Secure locking trays provide only authorized personnel with access to high-value paper stock.

Prevent Paper Theft

Paper tray shielding helps prevent paper removal from the back of your printer.

Minimize Risk

Corruption, theft, fraud, and forgery are potential and costly risks that can occur if a valuable document, or high value paper stock ends up in the wrong hands.



Features




Paper Tray Locks

TROY Secure Paper Trays prevent unauthorized access to your valuable paper stock. These locking trays have been designed and custom engineered to fit each security printer, helping to prevent paper pilferage and theft. Secure paper trays can be used to regulate chain of custody, to protect from accidental interference while handling important documents, as well as controlling the amount of potential paper wasted.

Three versions of paper tray locks are available:




Key Lock



Barrel Lock




Combination Lock



Tray Shielding

Complementing TROY's secure paper trays, Tray Shielding uses rugged sheet metal to help prevent paper removal from the back of the printer by blocking the access point. This second layer of protection will allow for less paper theft in the event that efforts to gain access to the paper tray are unsuccessful and an alternative method is attempted.



TROY Security Toner

TROY Security Toner provides an additional layer of security to your documents. Printing as black text, this anti-fraud technology forces a bright red stain to appear if chemical alteration of a document is attempted.

Options & Specifications



| General Specifications | Part Number | Description | Input Sheets Per Tray | Locks | Shipping Dimensions | Weight |
|-------------------------------------|--------------|------------------------------|-----------------------|------------|---------------------|------------------|
| Print Speed: 40ppm | 01-00825-111 | TROY M402n Security Printer | 250 | 1 | 18 x 17 x 11 in. | 19 lbs (8.6 kg) |
| First Page out: 6 sec. | 01-00826-111 | TROY M402dn Security Printer | 250 | 1 | 18 x 17 x 11 in. | 19 lbs (8.6 kg) |
| Print Volume: Up to 4,000 per month | 01-00825-211 | TROY M402tn Security Printer | 250/550 | 1,top tray | 19 x 19 x 18 in. | 30 lbs (13.6 kg) |
| Duty Cycle: 80,000 | 01-00825-221 | TROY M402tn Security Printer | 250/550 | 2 | 19 x 19 x 18 in. | 30 lbs (13.6 kg) |



| General Specifications | Part Number | Description | Input Sheets Per Tray | Locks | Shipping Dimensions | Weight |
|-------------------------------------|--------------|-------------------------------|-----------------------|------------|---------------------|------------------|
| Print Speed: 45ppm | 01-04640-111 | TROY M506dn Security Printer | 550 | 1 | 18 x 16 x 20 in. | 33 lbs (14.9 kg) |
| First Page out: 5.9 sec. | 01-04640-211 | TROY M506dtn Security Printer | 550/550 | 1,top tray | 27 x 21 x 20 in. | 38 lbs (17.3 kg) |
| Print Volume: Up to 7,500 per month | 01-04640-221 | TROY M506dtn Security Printer | 550/550 | 2 | 27 x 21 x 20 in. | 38 lbs (17.3 kg) |
| Duty Cycle: 150,000 | | | | | | |



| General Specifications | Part Number | Description | Input Sheets Per Tray | Locks | Shipping Dimensions | Weight |
|--------------------------------------|--------------|---------------------------------|-----------------------|---------------|---------------------|----------------|
| Print Speed: 52ppm | 01-05040-111 | TROY M604n Security Printer | 500 | 1 | 20 x 23 x 22 in. | 59 lbs (27 kg) |
| First Page out: 7.5 sec. | 01-05040-211 | TROY M604tn Security Printer | 500/500 | 1/top tray | 30 x 23 x 24 in. | 70 lbs (38 kg) |
| Print Volume: Up to 13,000 per month | 01-05040-221 | TROY M604tn Security Printer | 500/500 | 2 | 30 x 23 x 24 in. | 70 lbs (38 kg) |
| Duty Cycle: 175,000 | 01-05041-111 | TROY M604n CL Security Printer | 500 | 1/combination | 20 x 23 x 22 in. | 59 lbs (27 kg) |
| | 01-05041-211 | TROY M604tn CL Security Printer | 500/500 | 1/top tray | 30 x 23 x 24 in. | 70 lbs (38 kg) |
| | 01-05041-221 | TROY M604tn CL Security Printer | 500/500 | 2,combination | 30 x 23 x 24 in. | 70 lbs (38 kg) |



| General Specifications | Part Number | Description | Input Sheets Per Tray | Locks | Shipping Dimensions | Weight |
|--------------------------------------|--------------|---------------------------------|-----------------------|---------------|---------------------|----------------|
| Print Speed: 58ppm | 01-05042-111 | TROY M605n Security Printer | 500 | 1 | 20 x 23 x 22 in. | 59 lbs (27 kg) |
| First Page out: 7 sec. | 01-05042-211 | TROY M605tn Security Printer | 500/500 | 1/top tray | 30 x 23 x 24 in. | 70 lbs (32 kg) |
| Print Volume: Up to 16,000 per month | 01-05042-221 | TROY M605tn Security Printer | 500/500 | 2 | 30 x 23 x 24 in. | 70 lbs (32 kg) |
| Duty Cycle: 225,000 | 01-05043-111 | TROY M605n CL Security Printer | 500 | 1/combination | 20 x 23 x 22 in. | 59 lbs (27 kg) |
| | 01-05043-211 | TROY M605tn CL Security Printer | 500/500 | 1/top tray | 30 x 23 x 24 in. | 70 lbs (32 kg) |
| | 01-05043-221 | TROY M605tn CL Security Printer | 500/500 | 2/combination | 30 x 23 x 24 in. | 70 lbs (32 kg) |



| General Specifications | Part Number | Description | Input Sheets Per Tray | Locks | Shipping Dimensions | Weight |
|--------------------------------------|--------------|----------------------------------|-----------------------|---------------|---------------------|----------------|
| Print Speed: 65ppm | 01-05044-111 | TROY M606dn Security Printer | 500 | 1 | 20 x 23 x 22 in. | 70 lbs (32 kg) |
| First Page out: 7 sec. | 01-05044-221 | TROY M606dtn Security Printer | 500/500 | 1/top tray | 30 x 23 x 24 in. | 81 lbs (37 kg) |
| Print Volume: Up to 20,000 per month | 01-05045-111 | TROY M606dn CL Security Printer | 500 | 1/top tray | 20 x 23 x 22 in. | 70 lbs (32 kg) |
| Duty Cycle: 275,000 | 01-05045-221 | TROY M606dtn CL Security Printer | 500/500 | 2/combination | 30 x 23 x 24 in. | 81 lbs (37 kg) |



| General Specifications | Part Number | Description | Input Sheets Per Tray | Locks | Shipping Dimensions | Weight |
|--------------------------------------|--------------|-------------|-----------------------|-------|---------------------|------------------|
| Print Speed: 55ppm | 01-04938-221 | TROY M806dn | 500/500 | 2 | 35 x 31 x 39 in. | 197 lbs (90 kg) |
| First Page out: 8.5 sec. | 01-04980-441 | TROY M806x | 500/500/1,500/2,000 | 4 | 35 x 31 x 55 in. | 288 lbs (131 kg) |
| Print Volume: Up to 50,000 per month | | | | | | |
| Duty Cycle: 300,000 | | | | | | |

| Accessory Tray Model | Capacity | Part Number | Accessory Tray Model | Capacity | Part Number |
|----------------------------------------------------------------------------------------------------------------|----------|--------------|-------------------------------------------------------------------------------------------------------------------------------------------|----------|--------------|
| TROY M402 Secure Locking Tray Compatible with: HP LaserJet & TROY M402 Printers | 550 | 02-20634-001 | TROY M604/M605/M606 High Capacity Secure Locking Tray Compatible with: HP LaserJet & TROY M604, M605, M606 Printers | 1,500 | 02-03017-001 |
| TROY M506 Secure Locking Tray Compatible with: HP LaserJet & TROY M506 Printers | 550 | 02-20640-001 | TROY M604/M605/M606 Secure Locking Tray - Combination Lock Compatible with: HP LaserJet & TROY M604, M605, M606 Printers | 500 | 02-03013-001 |
| TROY 601/602/603 High Capacity Secure Locking Tray Compatible with: HP LaserJet & TROY 601/602/603 Printers | 1,500 | 02-03016-001 | TROY M604/M605/M606 High Capacity Secure Locking Tray - Combination Lock Compatible with: HP LaserJet & TROY M604, M605, M606 Printers | 1,500 | 02-03151-001 |
| TROY M604/M605/M606 Secure Locking Tray Compatible with: HP LaserJet & TROY M604, M605, M605 Printers | 500 | 02-03018-001 | TROY M806 High Capacity Secure Tray Compatible with: HP LaserJet & TROY M806dn Printers | 3,500 | 02-03028-001 |